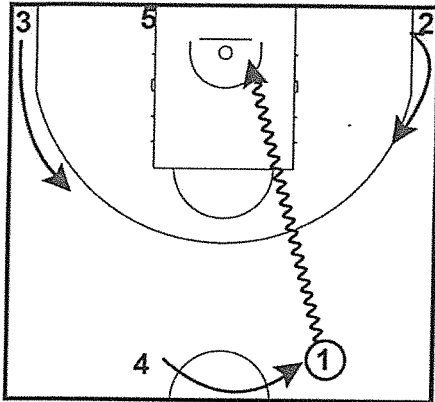


Motion Offense

Lucas Smout

guard penetration – total view

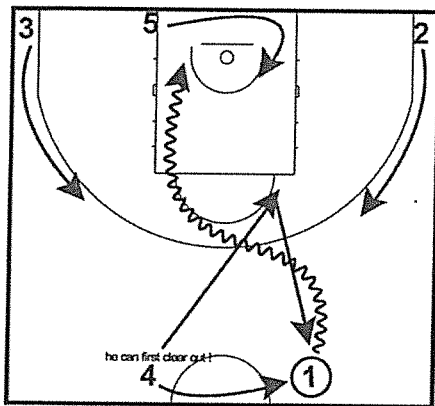
React to penetrations



straight penetration guard

guard penetration – total view

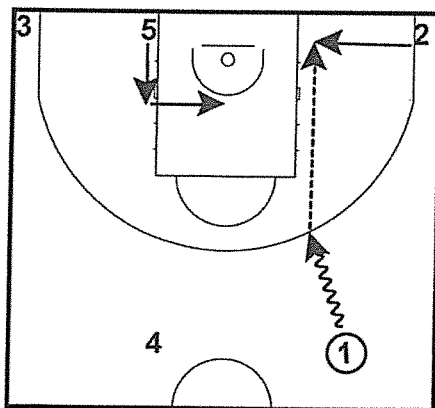
React to penetrations



penetration and change of direction

guard penetration – total view

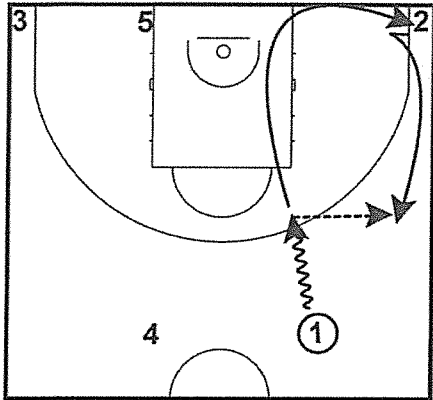
React to penetrations



backdoor cut

guard penetration – total view

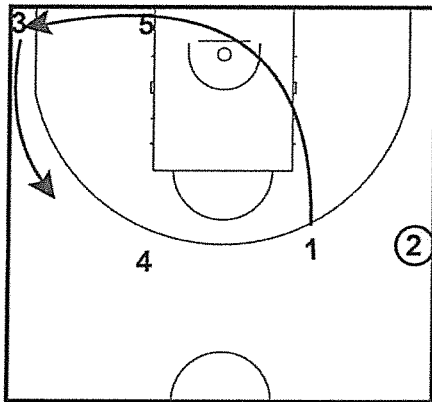
React to penetrations



coming to the level of the ball and strongside corner fill

guard penetration – total view

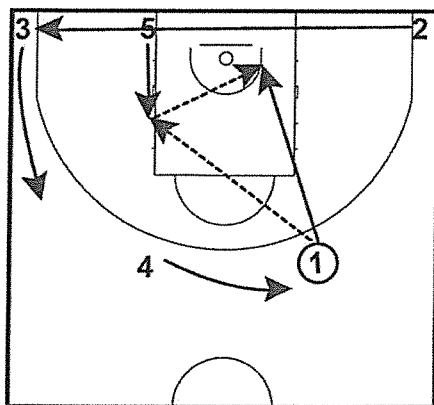
React to penetrations



clear out cut – isolation forward

guard penetration – total view

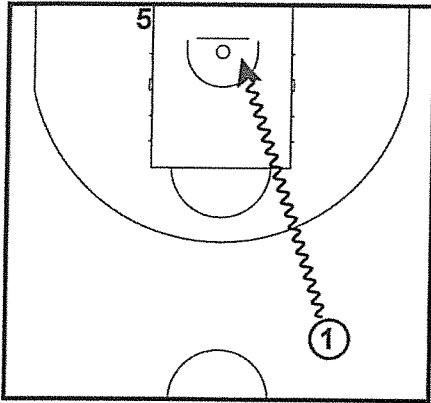
React to penetrations



give and go with the big man

guard penetration – big man react

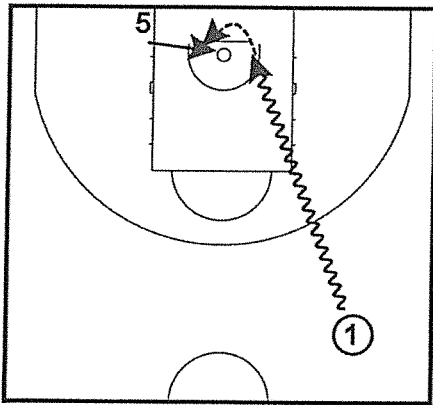
React to penetrations



1 drives in a straight line to the basket and scores with a lay up or dunk.

guard penetration – big man react

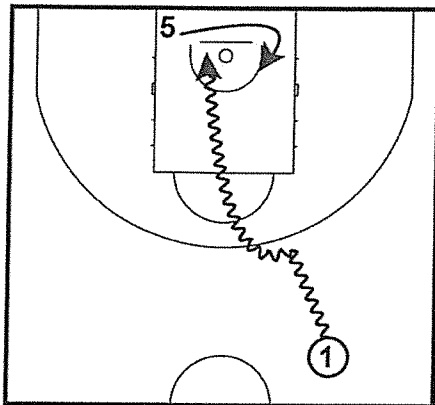
React to penetrations



If the defender of 5 comes to block the lay up, the guard dishes the ball with a curlpass under the armpit of the defender to 5

guard penetration – big man react

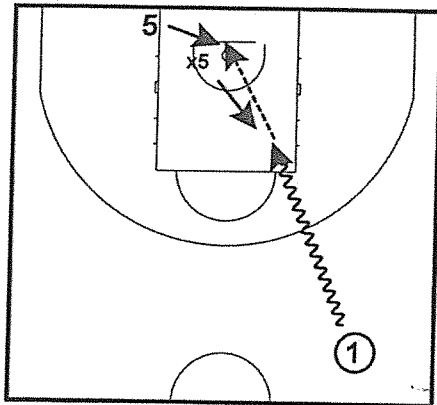
React to penetrations



When 1 drives in the direction of 5, 5 goes opposite the ball – we can go for the lay up or the dish

guard penetration – big man react

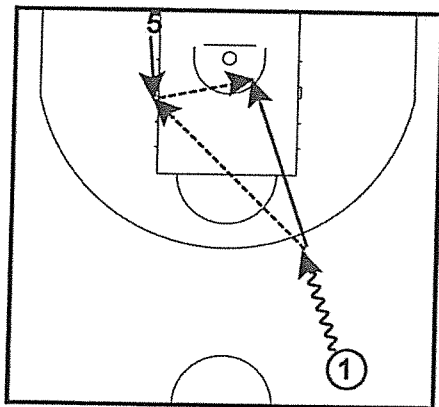
React to penetrations



When x5 steps up to stop the penetration of 1, 1 looks for a lobpass to 5 (alley up)

guard penetration – big man react

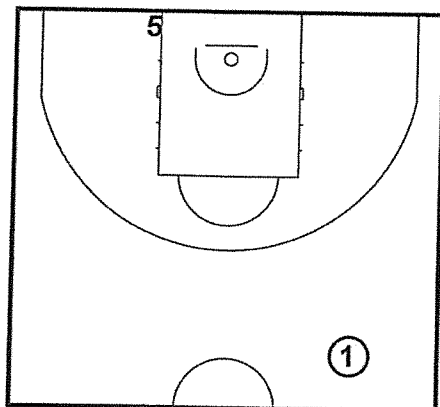
React to penetrations



When 1 stops on the threepointline, 5 slides two big steps up. In the teamconcept we look for a give and go

guard penetration – big man react

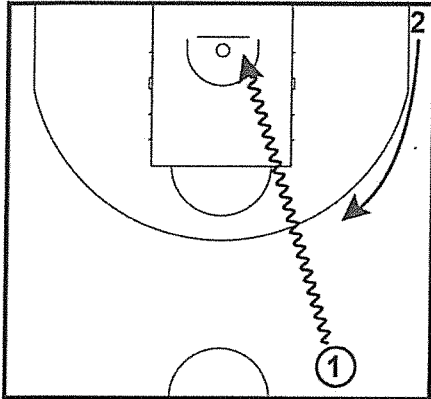
React to penetrations



In drills we do each option, at the end we combine all options, the we go with a defender on 1, then a defender on 5, Then two on two

guard penetration – strongside forward react

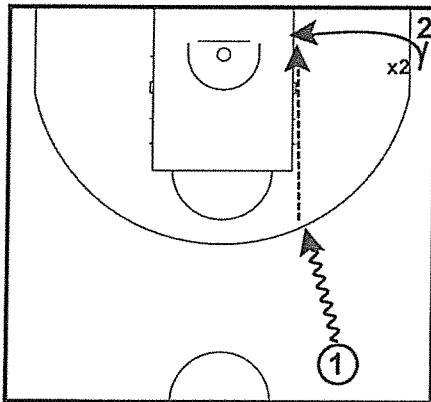
React to penetrations



When the guard drives and passes the block, the strongside forward is sprinting up in relation to the defensive transition

guard penetration – strongside forward react

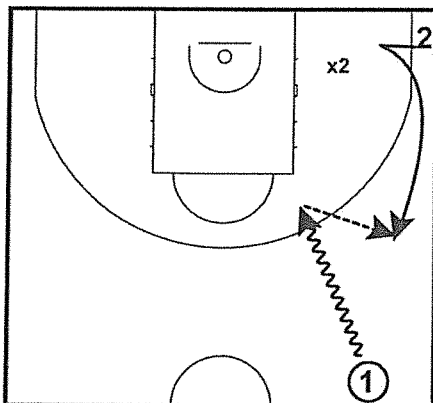
React to penetrations



When the guard stops at the three-point line, the forward reads his defender – he's denied : he's going backdoor

guard penetration – strongside forward react

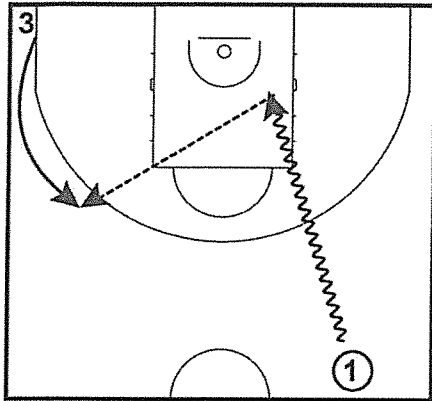
React to penetrations



However, when the defender of 2 plays in help (off), 2 sprints above and gets the ball of 1

guard penetration – weakside forward reaction

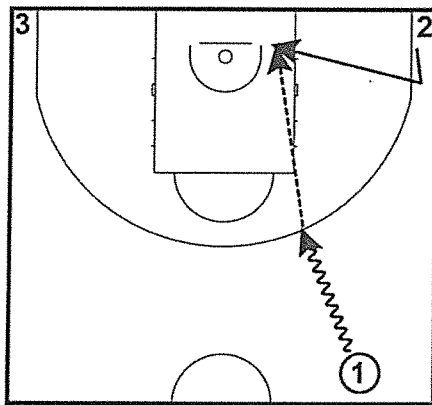
React to penetrations



the defender of 3 is probably gonna help on the big men (help the helper). So he moves above for the open shot.

guard penetration – weakside forward reaction

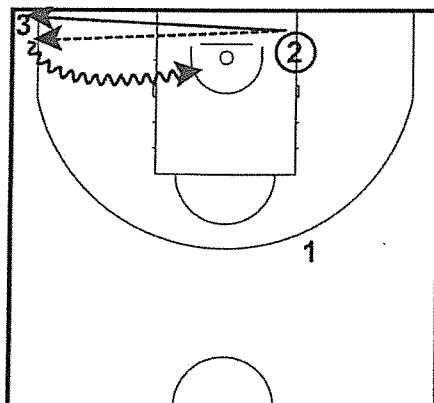
React to penetrations



on the backdoor of 2, 3 flats the baseline for the baseline drift pass.

guard penetration – weakside forward reaction

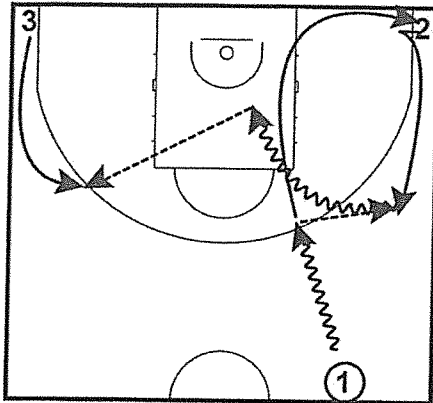
React to penetrations



on that pass – 3 attacks the middle

guard penetration – weakside forward reaction

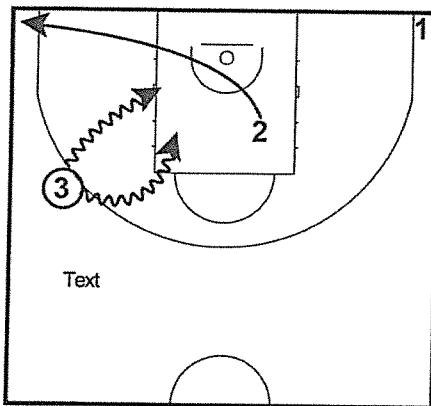
React to penetrations



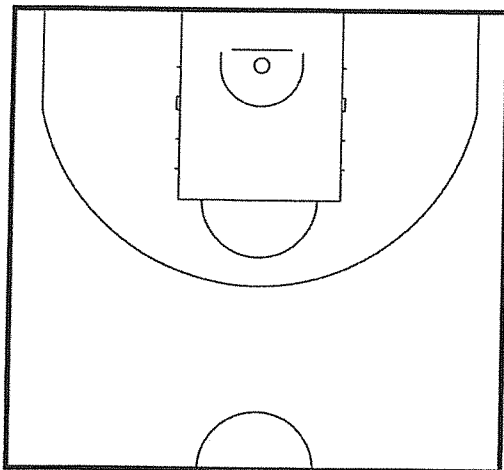
if 2 comes above and attacks the middle – 3 comes up

guard penetration – weakside forward reaction

React to penetrations

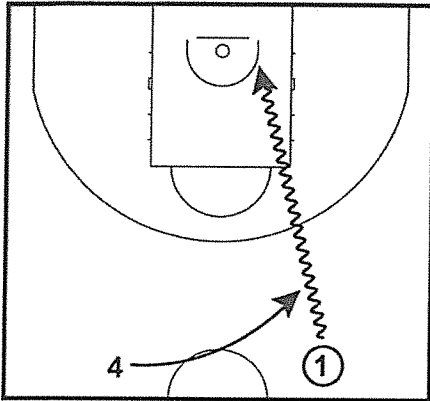


3 can attack middle or baseline



guard penetration – top men reaction

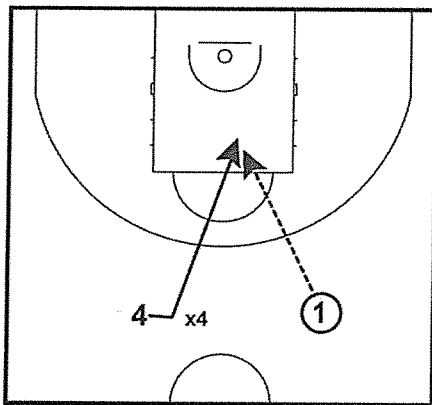
React to penetrations



4 fills the spot of 1 – if 1 is in trouble he can pass back (eventually) to 4

guard penetration – top men reaction

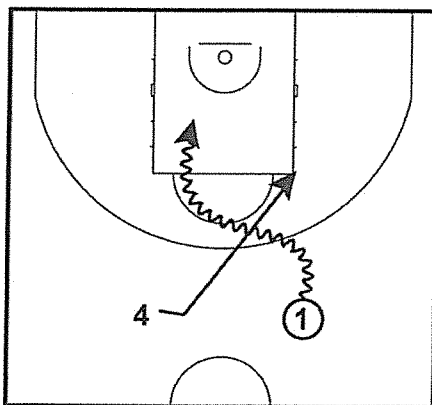
React to penetrations



if overplayed – 4 can backdoor cut

guard penetration – top men reaction

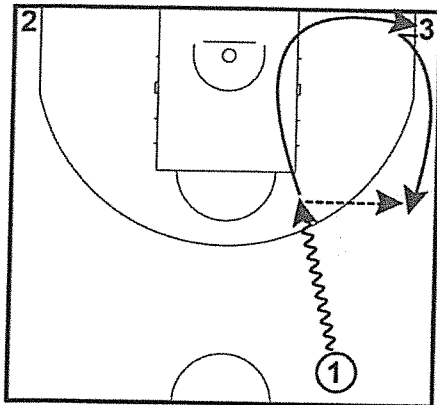
React to penetrations



4 can clear out early to create space on the weakside for 1

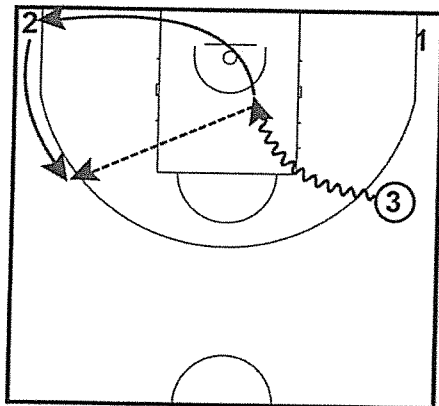
3/3 breakdown drills on react to penetrations

React to penetrations



3/3 breakdown drills on react to penetrations

React to penetrations



3/3 breakdown drills on react to penetrations

React to penetrations

